

## MODULAR



## MEZZANINES



## PREASSEMBLED



## SHELTERS



# WELCOME TO HARRELSON MODULAR CONSTRUCTION

For over 30 years we have designed high quality, innovative building solutions for the manufacturing industry. Our customers tell us that our product line diversity is what they like best. We are a one-stop-shop for all their interior and exterior building and shelter needs. Whether it is a new guard booth, modular office, smoking shelter or equipment platform, they know we will have the product to fit their application. In addition to our products, we have the industries most experienced team of designers, production and sales personnel to assure that the product is built right and ships on time.

Inside this brochure you will see application photos of our modular systems, mezzanines, preassembled buildings and shelter systems. We also encourage you to visit our website to learn even more about the products and services Harrelson Modular Construction has to offer.

## TABLE OF CONTENTS

### **MODULAR SYSTEMS** 1

- SINGLE STORY BUILDINGS
- TWO STORY BUILDINGS
- WALL SYSTEMS
- INTEGRATED SYSTEMS
- FULLY ASSEMBLED BUILDINGS
- CUSTOM MODULAR SYSTEMS

### **MEZZANINES** 2-3

- STORAGE PLATFORMS
- VISION TOWERS
- EQUIPMENT PLATFORMS
- CUSTOM MEZZANINES

### **PREASSEMBLED** 4-7

- GUARD BOOTHS
- CUSTOM PREASSEMBLED

### **SHELTER SYSTEMS** 8

- SMOKING SHELTERS
- TRANSIT SHELTERS
- CUSTOM SHELTERS








HARRELSON MODULAR CONSTRUCTION'S PRE-ENGINEERED CONSTRUCTION SOLUTIONS GIVE ME THE FLEXIBILITY I NEED TO CHANGE WHEN MY NEEDS CHANGE. WHETHER IT'S A MODULAR OFFICE, BREAK ROOM, EQUIPMENT PLATFORM OR ANY OTHER CUSTOM BUILDING REQUIREMENT, I CAN RELY ON HARRELSON MODULAR CONSTRUCTION TO SUPPLY A QUALITY PRODUCT THAT IS SPECIFICALLY DESIGNED TO FIT OUR UNIQUE APPLICATION REQUIREMENTS."

## MODULAR SYSTEMS

Modular systems from Harrelson Modular Construction are designed for convenience. For over 30 years we have been providing custom building solutions that enable our customers the flexibility to easily build whenever and wherever they need to create a separate working environment or divide a work space. In addition, our modular systems give you the added convenience to move, modify or expand at any time.

Our modular systems can be used to create virtually any custom configuration your application may require. Harrelson Modular Construction specializes in creating custom designed systems for each individual application. Open the fold out on the inside cover to see some of the many custom applications that we have created for our customers. We also encourage you to visit our website to see even more!



# MEZZANINE SYSTEMS

Immediately add needed floor space by going up, not out, and save the considerable cost of new construction. Our mezzanine systems are not only a cost effective way to add needed space, but our truly pre-engineered design makes them very easy to install.

In addition, all of our mezzanines are designed and built to meet the most stringent safety and structural standards as defined by the International Building Code (IBC).

## STORAGE PLATFORMS

Our structural steel mezzanines can be quickly constructed to create storage space wherever you need it. The heavy-duty structural steel design can be engineered to support even the heaviest loads. Store valuable inventory out of reach while maintaining the use of the floor space below.

## VISION TOWERS

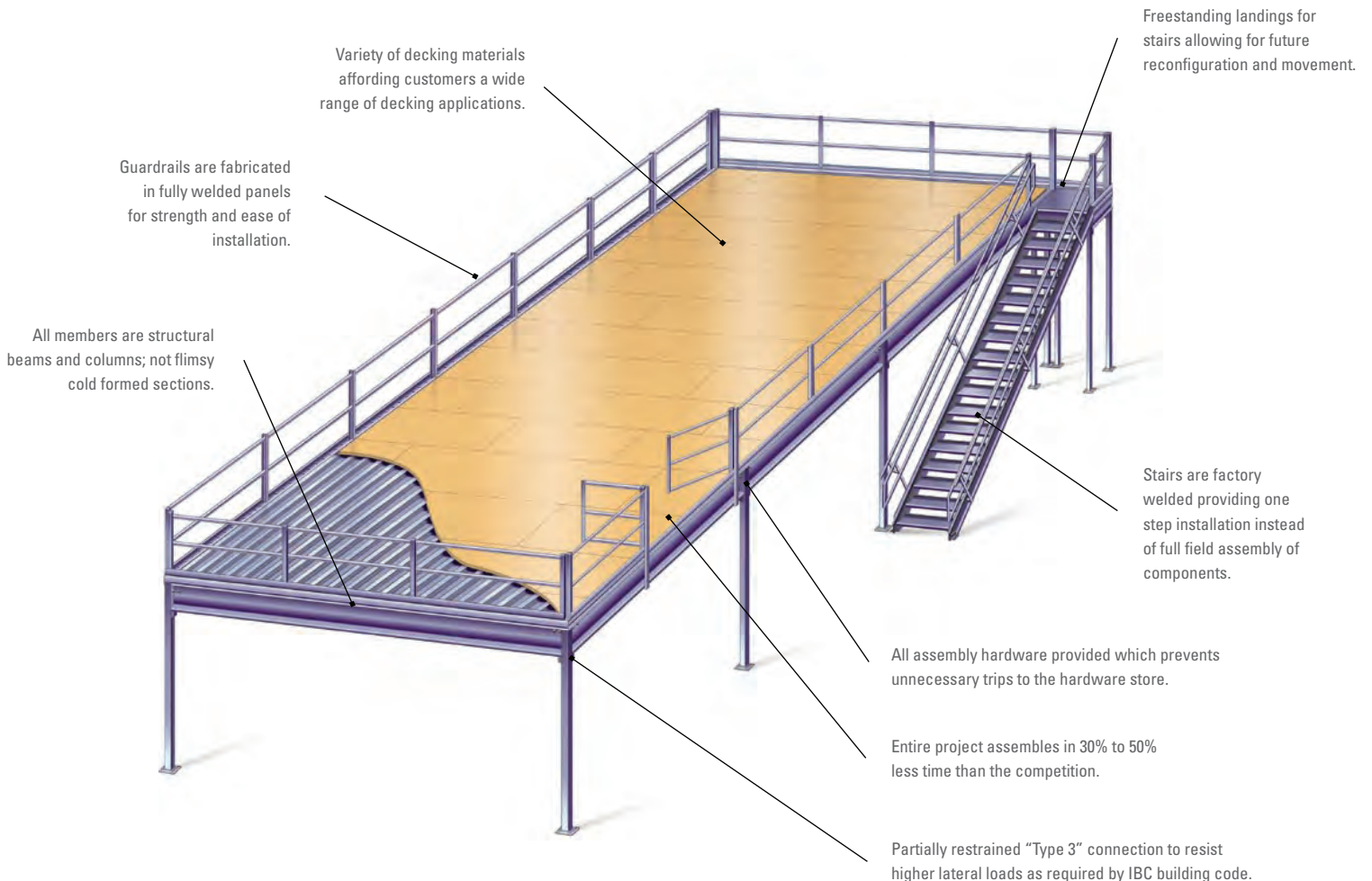
Combine our mezzanines with our modular systems to create a clean, environmentally controlled working environment for monitoring plant operations. As a single-source supplier of modular systems and mezzanines, we put our years of experience into the design and manufacture of both products to ensure you receive a perfectly integrated system.

## EQUIPMENT PLATFORMS

Quickly and economically create platforms to elevate valuable equipment off the plant floor. The superior structural design of our mezzanines can withstand the substantial point loads required to support heavy manufacturing equipment. The pre-engineered design enables platforms to be relocated if needs change.

## CUSTOM MEZZANINES

Many applications for our mezzanines don't fit into the traditional definition for a mezzanine. Our design team has created many custom mezzanines for a broad range of applications.







This automotive service center installed our storage platform over their work area to reduce clutter on the ground.



Secured storage space is created above and below the mezzanine deck surface in this Air Force Base hangar.



This new storage platform enabled maintenance staff to expand their existing storage area without losing valuable floor space below.

## STORAGE PLATFORMS



This elevated modular office was installed on this mezzanine to create a training facility that enables trainees to learn by easily observing plant operations below.



This plant manager's office was built on top of this mezzanine to aid in supervision of plant personnel and equipment.



Elevating this shipping manager's office maintains work space below while creating a quieter working environment.


## VISION TOWERS



This bakery conveyor platform enables this national bakery chain to move an automated process overhead.



A galvanized candy processing equipment platform enables personnel to supply materials from above while maintaining floor space below for the candy making process.



This indoor golf simulator deck moves the simulator overhead while lending additional space for a putting green below.


## EQUIPMENT PLATFORMS



A custom outdoor stair for this power utility company affords plant employees an additional means of escape in case of an emergency.



An elevated platform for this access control booth raises the operator height consistent with truck driver height for easier transactions.



This conveyor access platform creates a secure area for maintaining this top hung conveyor system.

## CUSTOM MEZZANINES

# CALL TODAY (800) 824-1785



“HARRELSON MODULAR CONSTRUCTION OFFERS US ONE-STOP SHOPPING FOR ALL OUR EXTERIOR SHELTER NEEDS. WHETHER IT’S A GUARD BOOTH, SMOKING SHELTER OR OTHER CUSTOM APPLICATION, THEY PROVIDE A TIMELY, COST EFFECTIVE, TURN-KEY SOLUTION.”

## PREASSEMBLED

For over 30 years, Harrelson Modular Construction has set the standard for quality and superior design. Our preassembled buildings are manufactured in a state of the art manufacturing facility just outside of St. Louis, Missouri. This centralized location allows us to cost effectively ship product anywhere in the United States.

We use three different types of construction to give our customers more choices to fit a broader base of applications. The following pages will help to illustrate some of the many applications and styles we can manufacture. We also encourage you to visit our website to see even more!

### DURALUMINUM

DA

Duraluminum preassembled buildings use all anodized aluminum components. This sets us apart from other manufacturers who use mill finished aluminum or other materials that won't resist the elements as well as anodized aluminum finish.

### DURASTEEL

DS

Durasteel preassembled buildings combine the strength of steel for long lasting durability with the beauty of seamless construction. Each Durasteel building is built to order and can be designed to include a virtually endless array of custom construction features.

### DURASTEEL PC

DSPC

Durasteel PC preassembled buildings were developed for our budget sensitive customers who prefer all steel construction. Although our PC series is more economically priced, many of the same custom options of our Durasteel building are still available.

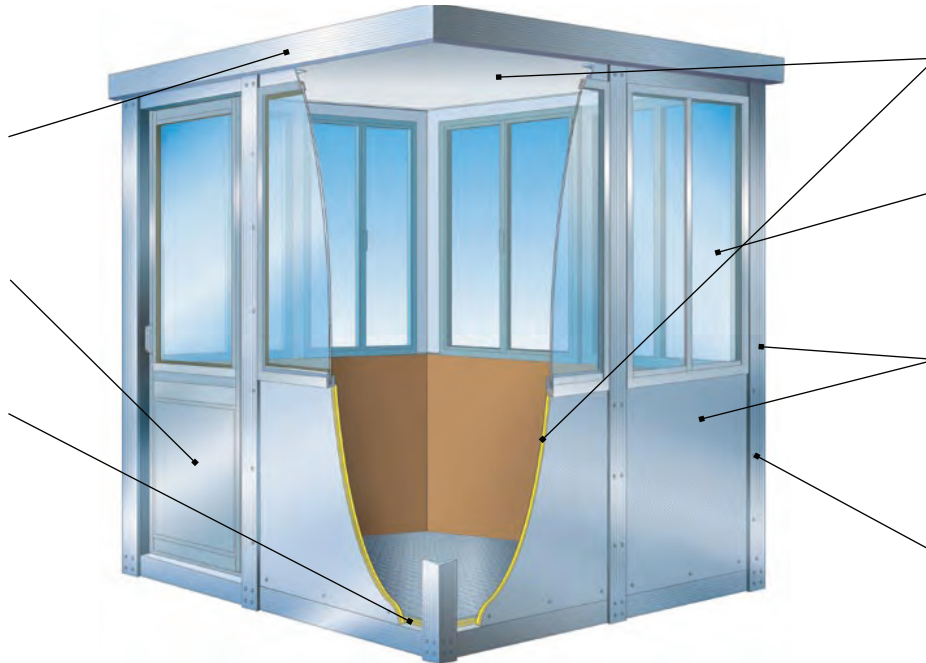


## DURALUMINUM

3" Overhang exterior roof featuring EPDM membrane standard with limited 10-year warranty against leaks.

High security 1 3/4" heavy duty anodized aluminum swing or top-suspended sliding door.

1 1/2" solid insulating floor structure with maintenance-free aluminum treadplate finished floor.



Insulated walls, ceiling and floor available.

Windows are standard and available as fixed or sliding type and feature 3/16" clear tempered safety glass.

Maintenance-free clear anodized aluminum structural components and exterior wall panels with 5-year warranty against oxidation.

Mechanically-fastened components to allow for field replacement of damaged panels.

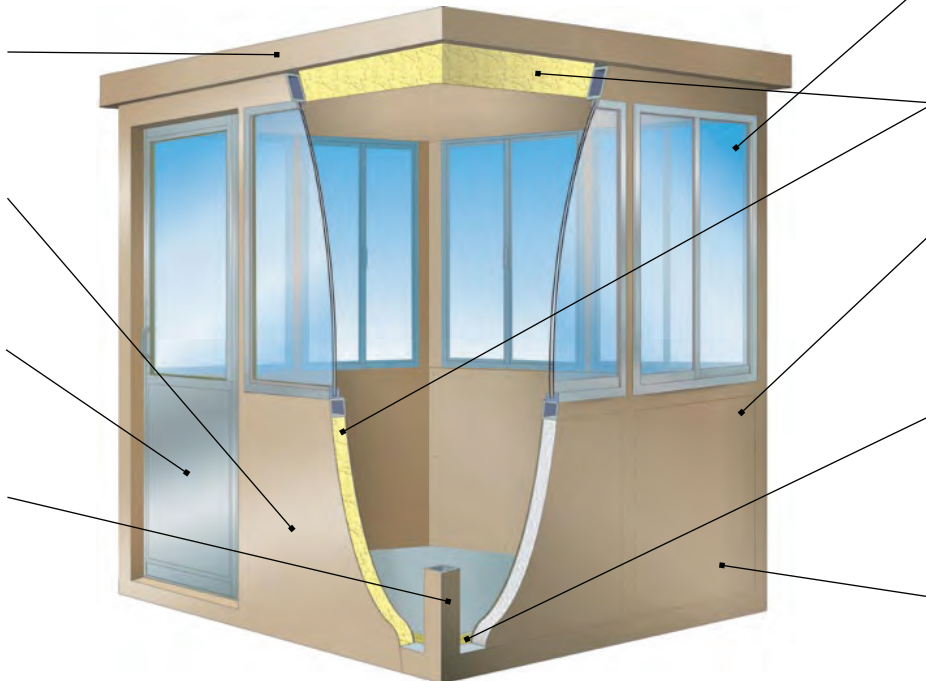
## DURASTEEL / DURASTEEL PC

3" Overhang exterior roof featuring EPDM membrane standard with limited 10-year warranty against leaks.

(DS) Exterior and interior wall surfaces are flush, smooth and unbroken by visible seams or caulked joints.

High security 1 3/4" heavy duty anodized aluminum swing or top-suspended sliding door.

Durable steel construction consisting of 2"x2"x.120 structural ASTM A500 Grade B welded steel tubing, 14 gauge exterior wall panels and 16 gauge interior wall panels.



Windows are standard and available as fixed or sliding type and feature 3/16" clear tempered safety glass.

Fully insulated walls and ceiling.

(DSPC) Exterior "pan construction" is mechanically fastened to allow for field replacement of damaged panels.

1 1/2" Solid insulating floor structure with maintenance-free aluminum treadplate finished floor.

All steel surfaces are electrostatically painted with rust inhibitive epoxy primer and have a finish coat of air-dry industrial acrylic paint.

# PREASSEMBLED

## GUARD BOOTHS

We offer a wide array of guard booths to meet the demands of essentially any security application. Our preassembled design is a great alternative to a guard booth constructed on-site. We ship the building completely preassembled and ready for immediate use. This eliminates the considerable down time you could experience by building your booth with conventional construction methods. In addition to the speed in which you can occupy your new guard booth, you'll also receive a building designed to meet both the form and function required for your particular use. Please take a few minutes to review the preassembled guard booths pictured below. Let us know if you see a design you like, or feel free to ask us to help you create a custom designed structure to meet your specific needs.

### GUARD BOOTHS

DA



10'x7' Duraluminum with standing seam roof and integral restroom.



20'x12' Duraluminum with tinted glazing and custom exterior lighting.



8'x5' Duraluminum with standard options.

### GUARD BOOTHS

DS



8'x4' Durasteel with tinted glazing, standing seam roof, colonial style wall panels and window mullions.



8'x6' Durasteel with tinted glazing, standing seam roof and horizontal wall reveals.



19'X8' Durasteel with tinted butt glazed, glass-to-glass corners, 18" high radius corner fascia with a 1" reveal. Included is an ADA compliant restroom.

### GUARD BOOTHS

DSPC



8'x6' Durasteel PC with standing seam roof and factory adhered brick.



8'x5' Durasteel PC with expanded metal pitched roof and custom paint.



15'x6' Durasteel PC with tinted butt glazed, glass-to-glass corners and 12" high radius corner fascia with a 1" reveal.



## CUSTOM PREASSEMBLED

Many of our preassembled buildings are for special applications that require us to include some unique construction features. Because we are a custom fabricator and because we offer so many different construction types, we are able to provide these customers with the design solutions that best suit their custom application. Pictured below is a sampling of the many custom preassembled buildings we have constructed for some of these unique applications. Please take a moment to review these buildings to see if one of these designs is right for your current project. We also encourage you to visit our website to see even more custom preassembled buildings.



14'x8' Duraluminum monitoring station which includes a standing seam roof, explosionproof electric and tinted glazing.



20'x8' Duraluminum press box with full perimeter glazing.




7'x5' Duraluminum equipment enclosure with explosionproof electric.

CUSTOM  
PREASSEMBLED

DA



14'x10' Durasteel control room with sloped front and mar-resistant lexan glazing. This building is elevated on a platform manufactured by Harrelson Modular Construction.



10'x6' Durasteel control room with butt glazed, glass-to-glass corners and custom exterior lighting.



12'x8' Durasteel equipment enclosure with a single tinted tempered sliding window and a thru-wall HVAC for climate control.

CUSTOM  
PREASSEMBLED

DS



8'x4' Durasteel driver's kiosk which includes a swing door with lower and a solid back wall for mounting monitoring equipment.



20'x12' Durasteel pump house with solid wall construction that includes a double door for equipment maintenance.



40'x8' Durasteel PC scale house with an 18" raised roof fascia, tinted tempered safety glass, swing doors and custom exterior lighting.

CUSTOM  
PREASSEMBLED

DSPC

# SHELTER SYSTEMS

We design steel shelters that ship to your location fully assembled and ready for immediate use. We use heavy-duty structural steel tubing to create a rigid framework capable of withstanding the harshest winds.

We can create a custom designed shelter to match virtually any design features you can imagine. The following page includes photos of just some of the applications our customers have created for our shelters. We encourage you to visit our website to see even more!

## SMOKING SHELTERS

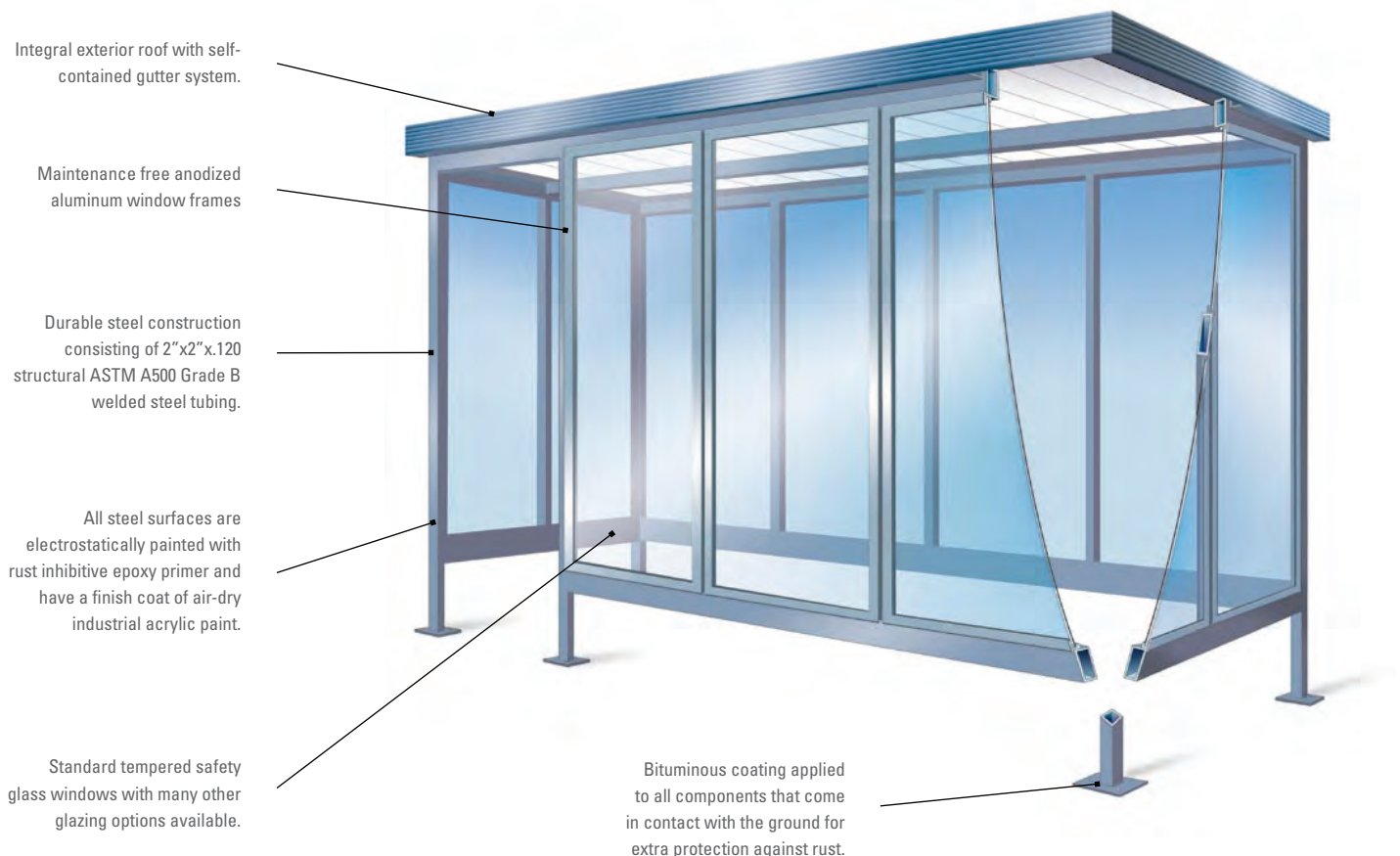
Provide shelter for smokers while maintaining a smoke free environment inside your building. These attractive shelters can be equipped with options like benches, cigarette urns, lighting and ventilation systems just to name a few.

## TRANSIT SHELTERS

Our transit shelters are a dependable outdoor safeguard to protect patrons from inclement weather while waiting for transportation. They can be outfitted with numerous options such as acrylic domed roof, benches, solar powered lighting and much more.

## CUSTOM SHELTERS

Our design team creates many custom shelters to protect equipment or company personnel for a wide range of applications. Customization includes both functional and aesthetic construction features that accommodate specific project requirements.





# HMC MODULAR AND PREFABRICATED BUILDING SOLUTIONS

- Modular Buildings
- Modular Walls
- Prefabricated Buildings
- Ballistic Rated Prefabricated Buildings
- Mezzanines
- Prefabricated Towers
- Prefabricated Shelters
- Design & Installation Services



*Building Solutions Since 1979*



123 BROWN CIRCLE | ALABASTER, ALABAMA 35007

FX: 205.621.0032 • PH: 800.824.1785

[WWW.HMCUSA.NET](http://WWW.HMCUSA.NET)